

Type

Project

Notes



AP-CYC

LED Indoor Cylinder Downlight

CCT selectable & Wattage tuneable
 Field changeable optical lens options
 Surface or pendant mount options

5 YEARS LIMITED WARRANTY INCLUDED

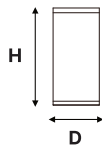


IESNA LM-79

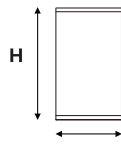
IESNA LM-80

IP65

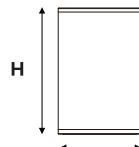
TECHNICAL DRAWING



AP-CYC3



AP-CYC4



AP-CYC6

AP-CYC3: H 156 x D Ø78 mm

AP-CYC4: H 182 x D Ø106 mm

AP-CYC6: H 220 x D Ø145 mm

PRODUCT SPECIFICATIONS

Summary	AP-CYC3	AP-CYC4	AP-CYC6
Dimensions	H 156 x D Ø 78 mm	H 182 x D Ø 106 mm	H 220 x D Ø 145 mm
Lumen Output	1,050 lm	2,300 lm	4,025 lm
Efficacy	105 lm/W	115 lm/W	115 lm/W
Power Consumption	10 W (10-8-6)	20W (20-16-12)	30 W (30-24-18)
Input Voltage	120-277V AC, 120-347V AC	120-277V AC, 120-347V AC	120-277V AC, 120-347V AC
CCT	3000K, 3500K, 4000K, CCT Selectable	3000K, 3500K, 4000K, CCT Selectable	3000K, 3500K, 4000K, CCT Selectable
CRI	Ra90	Ra90	Ra90
IP rating	IP65	IP65	IP65
Beam Angle	12°, 20°, 40°, 60°	12°, 20°, 40°, 60°	12°, 20°, 40°, 60°
Finish	Black, White, Bronze	Black, White, Bronze	Black, White, Bronze
Warranty	5 Years	5 Years	5 Years

ORDER FORM

AD-CYC														
1	2	3	4	5	6	7	8	9						
2. SIZE	3. OUTPUT		4. VOLTAGE		5. CCT		6. BEAM		7. MOUNTING		8. DIMMING		9. FINISH	
3 3 inch	10 10 W (10-8-6)	A 120-277V AC	30 3000K	12 12°	C Ceiling	DM No Dimming	BK Black							
4 4 inch	20 20 W (20-16-12)	B 120-347V AC	35 3500K	20 20°	P Pendant	DM 0-10V	WH White							
6 6 inch	30 30 W (30-24-18)		40 4000K	40 40°	CO Cord		BR Bronze							
	WTG Wattage Selectable		CCT CCT Selectable (30-35-40)	50 60°										

Type _____

Project _____

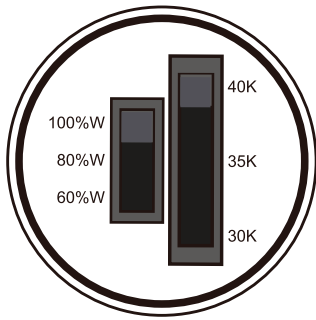
Notes _____



ADVANT
LIGHTING

PRODUCT FEATURES

DIP Switch for Wattage & CCT



3 different installation methods
Ceiling Mount, Pendant, Cord Mount




Bridgelux CCT
selectable COB
(Flicker free)

Tool-less twist-off cap



Self-Replaceable reflectors



12°

20°

40°

60°



Type _____

Project _____

Notes _____



ADVANT
LIGHTING

MOUNTING DIAGRAM

